

WESTJUSTICE'S EMPLOYMENT AND EQUALITY LAW SERVICE

OUR CLIENT DEMOGRAPHICS



67

PEOPLE PROVIDED WITH LEGAL ASSISTANCE



58%

IDENTIFIED AS FEMALE



71.6%

BORN OVERSEAS



80%

FROM CULTURALLY AND LINGUISTICALLY DIVERSE BACKGROUNDS



45%

SPOKE ANOTHER LANGUAGE OTHER THAN ENGLISH AS A FIRST LANGUAGE



13%

REQUIRED AN INTERPRETER



20

DISTINCT LANGUAGE GROUPS RECORDED ACROSS OUR CLIENT GROUP



26

COUNTRIES OF BIRTH RECORDED ACROSS OUR CLIENT GROUP

COMMUNITY ENGAGEMENT

100%

of all survey respondents from our legal education sessions reported feeling more confident to spot workplace discrimination

#SOCIAL MEDIA

- 442 LIKES ON EELS POSTS
- 8983 PLAYS OF REELS
- 492 ACCOUNTS REACHED

24

COMMUNITY OUTREACH STALLS/CLINICS IN COMMUNITY LIBRARIES

68 PEOPLE REACHED

15

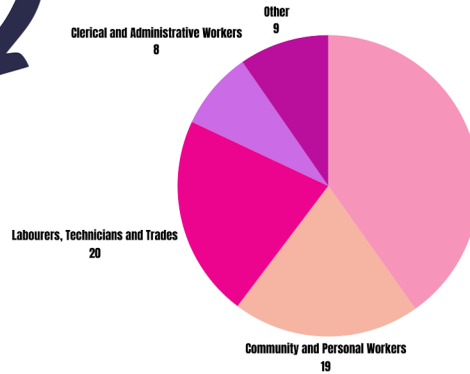
LEGAL EDUCATION SERVICES DELIVERED

275 PEOPLE REACHED

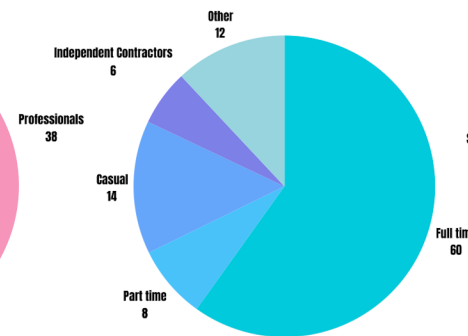
OVERALL EMERGING TRENDS

2023

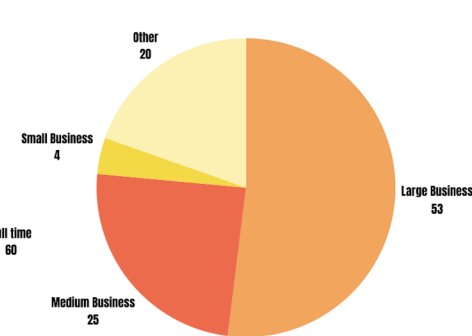
TYPES OF EMPLOYERS



TYPES OF EMPLOYMENT



INDUSTRIES



DISCRIMINATION TRENDS



SEXUAL HARASSMENT TRENDS

71%

BORN OVERSEAS



85%

IDENTIFIED AS FEMALE



71%
WORKED FOR LARGE EMPLOYERS (OVER 50+ EMPLOYEES)



14%
SPOKE A LANGUAGE OTHER THAN ENGLISH AS THEIR FIRST LANGUAGE